











Resources under development for using PaCT reports

More resources for the *Using PaCT reports* webpage¹ are currently under development and will be added to the page during the 2019. They are being designed to help you develop your understanding of how to use PaCT reports. There will be a variety of resources that you can use by yourself, with a small group of teachers, or within your school or Kāhui Ako. A guide to this webpage will be developed once these resources are complete.

 Videos 	<p>An information video explaining the data displays used in PaCT reports, and describing the reports available for teachers, schools, and Kāhui Ako (complete).</p> <p>Videos of teachers describing how PaCT reports have been used in their schools (complete).</p>
 Screencasts 	<p>Videos of the screen showing how to access each of the PaCT reports and use the report settings available (under development).</p>
 More info 	<p>Information sheets for each of the PaCT reports, describing the content included and suggestions for how the report is best used (under development).</p>
 Case studies 	<p>Case studies that describe the experiences of schools that have been using PaCT reports for a while (under development).</p>
 PLD activities 	<p>PLD activities to help teachers develop their understanding of how PaCT reports can be used in practice (under development).</p>

¹ <https://curriculumprogresstools.education.govt.nz/pact/using-pact-reports/>